



NDOC

Modi's Gujarat Model

The Vision India Awaits

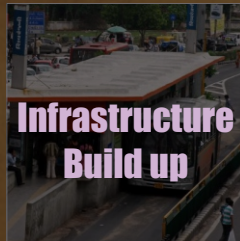
Vote for INDIA
Vote for MODI

- More Jobs
- Lower Inflation
- Higher Income
- Faster Growing Economy
- Better Education
- Better Safety
- Better Life

www.narendramodi.in | www.bjp.org



Six key Transformational Initiatives that changed Gujarat



Power Sector Reforms

TECHNOLOGY INVESTMENT



24 x 7, three phase power to ALL homes in Gujarat

FINANCE



Power surplus: support deficit states + generate revenue

ALTERNATIVE SOURCES



Canal top solar panels :1km stretch - 1MW energy, 16% more efficiency, 6 acres land saved, 9 Mil Lt water saved

GOVERNANCE



Stable financial health of companies in the power business, thus assured power

Agriculture & Water

PUBLIC PARTICIPATION



More than 10% growth consistently for last ten years and steep-change in farm incomes

WATER GRID



Only state whose ground water table has risen

INTEGRATED APPROACH



Drinking water dependence (75% ground to 85% surface water)

AGRI-FEST



Various steps cushioned the effect of drought last year significantly

Infrastructure Build up

URBAN DEVELOPMENT



Efficient delivery of public services, model implementation of BRTS

GUJARAT WAN



Calling card for industries to shift base

ROADS



Best road network in the country

PORTS



Transition to Next generation Infra - eg. Wifi, Satellite Spectrum

Industry & Investments

IND. CLUSTERS / ESTATES



Special industrial clusters promoting investment in job opportunities

PRO-INDUSTRY POLICIES



Gujarat becoming the Auto hub of India with Brands like Nano, Maruti, Ford, etc.

SKILL DEVELOPMENT



86 skill development centers operationalized in last 2 years, 300 more in next 2 years

INVESTMENT SUMMITS



Investments promoting entrepreneurs and creating employment

Healthcare

CHILD CARE



32% improvement in malnourishment - compared to 9% nationally - highest

UNIVERSAL COVERAGE




Institutional deliveries up from 47% to 95% (750,000+ through Chiranjeevi Scheme)

MATERNITY SERVICES



Maternal mortality rate 172 to 125 in 2001-2012

HEALTH CARE CENTRES



Infant mortality rate down 54 to 39 in 2005-2011

Women's Empowerment

EDUCATION



Female literacy: 58%
to 71% in 2001-11

HEALTH CARE



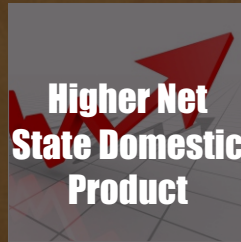
Improved sex ratio
for incremental births
(0-6 year group)

EMPOWERMENT

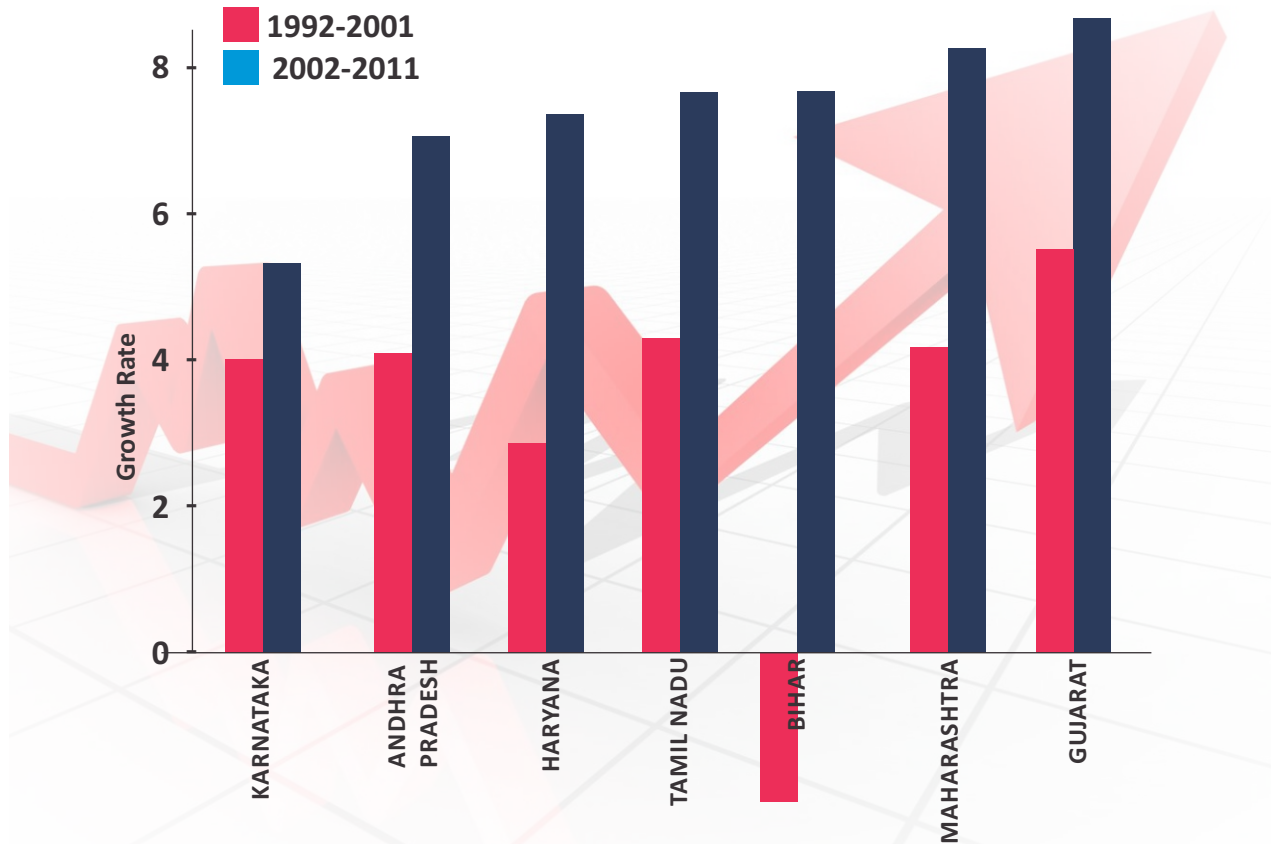


100% enrollment of girl child, school drop out rate
reduced to low single digits

Gujarat leads on all development indices 5 key comparisons



Average Growth of Net State Domestic Product per Capita



Transformation of Sabarmati River

- YAMUNA in Delhi
- SABARMATI in Gujarat

Sabarmati River-front

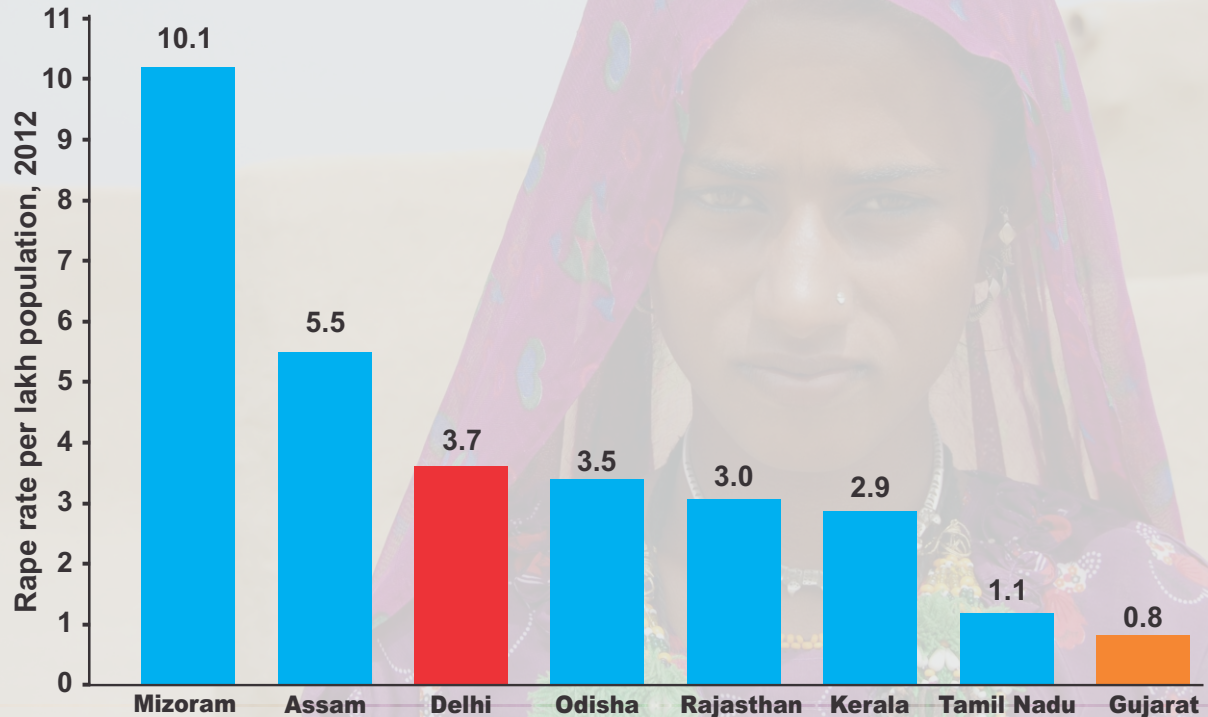
3,600

1,200

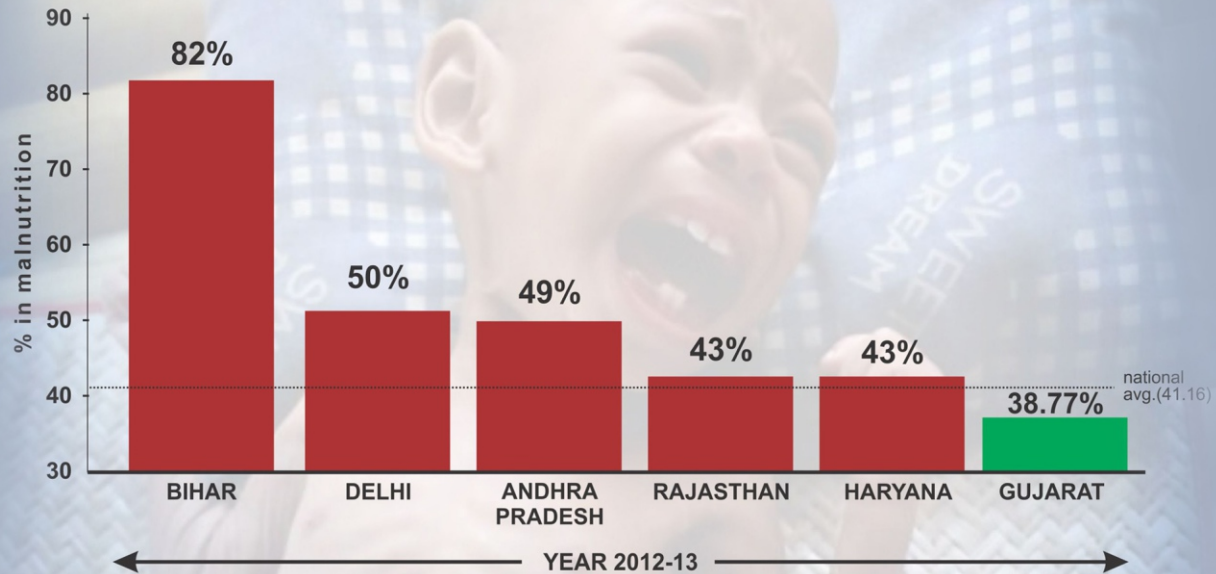
Cost per Km(Rs.Cr.)

In Gujarat, Women are safest

Lowest rape rate per capita in Gujarat among all 28 states and even all UTs



Gujarat has the Healthiest Children

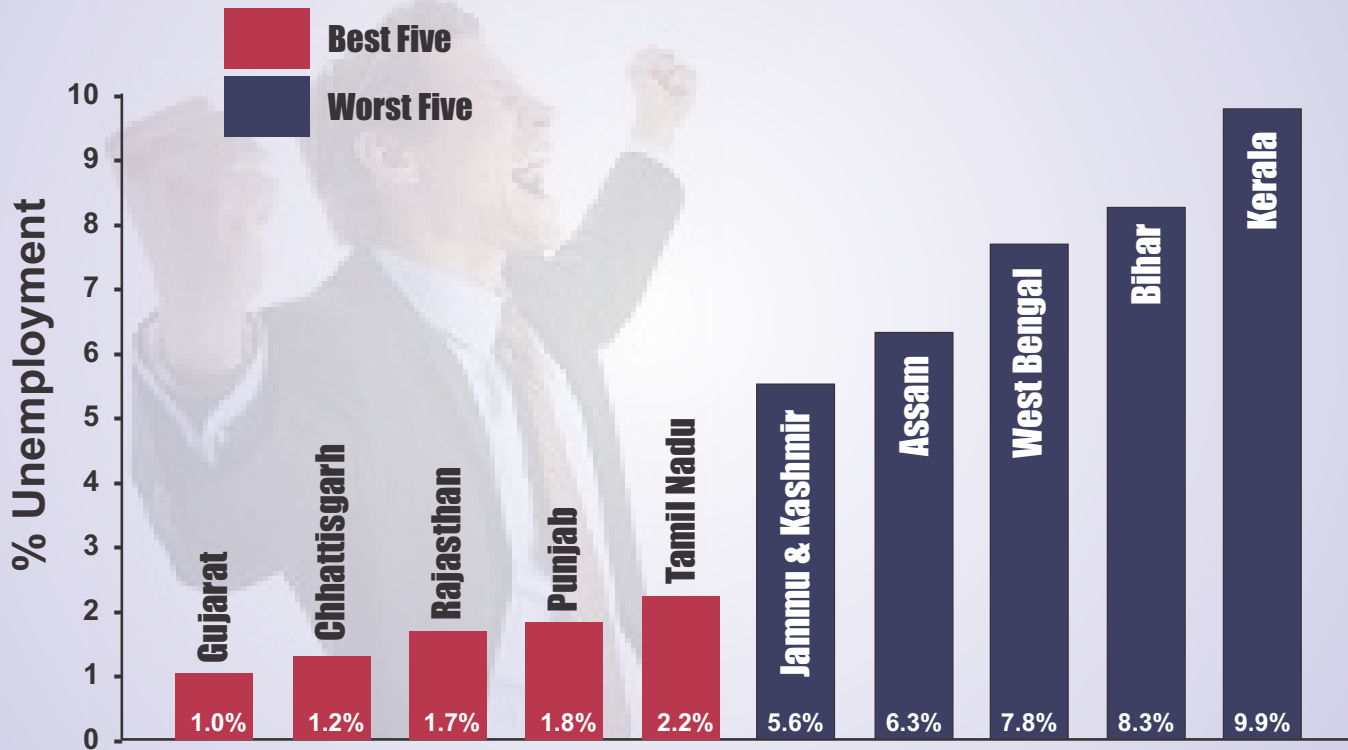


The Gujarat Story: The Most Improved State

2007 → **70.69%** (National Avg 50.1%)

2012 → **38.77%** (National Avg 41.16%)

Lowest Unemployment in Gujarat



*“The fight is not
between Hindus
and Muslims
but a collective
fight against
poverty”*

**VOTE FOR INDIA
VOTE FOR MODI**

